




BUXUS

For more in-depth information please visit
www.help.gardeningexpress.co.uk

1 IMMEDIATE CARE

After delivery make sure the root ball is moist (place in bowl of water for a few moments until moist) then check over the plant to make sure it is in good condition.




POSITION 2

- **Growing conditions:** Buxus grow well in the ground or in large pots
- **Soil:** They require prepared weed free soil containing plenty of organic matter such as compost
- **Light:** A mix of sun and light shade is ideal but they can be grown in full sunlight




3 PLANTING

It is important that you remove the plant from its nursery pot, so plant in a container or in the ground as soon as possible.



ESTABLISHING 4

Water in small amounts, the soil should be moist at all times, we recommend watering close to the base of the plant instead of at the top.



5 CARING

- Repotting - repot into a slightly larger container after the plant has filled the new container
- Water well but don't allow waterlogging
- Give an occasional liquid feed during growing season

